

**Super excavator and graphics card
MSI/SAPPHIRE/XFX/GIGABYTE/Color/ASUS**



6/8/12 x GPU Mining Card P106-100

(optional RX570/RX580/RX470/GTX1060/GTX1070/GTX1080)


ETH ~ 200MH/s \pm 5% (Power ~1000W)

ZEC ~ 2500Sol/s \pm 5% (Power ~1050W) XMR ~ 4400H/s \pm 5%


(Power ~ 700W)



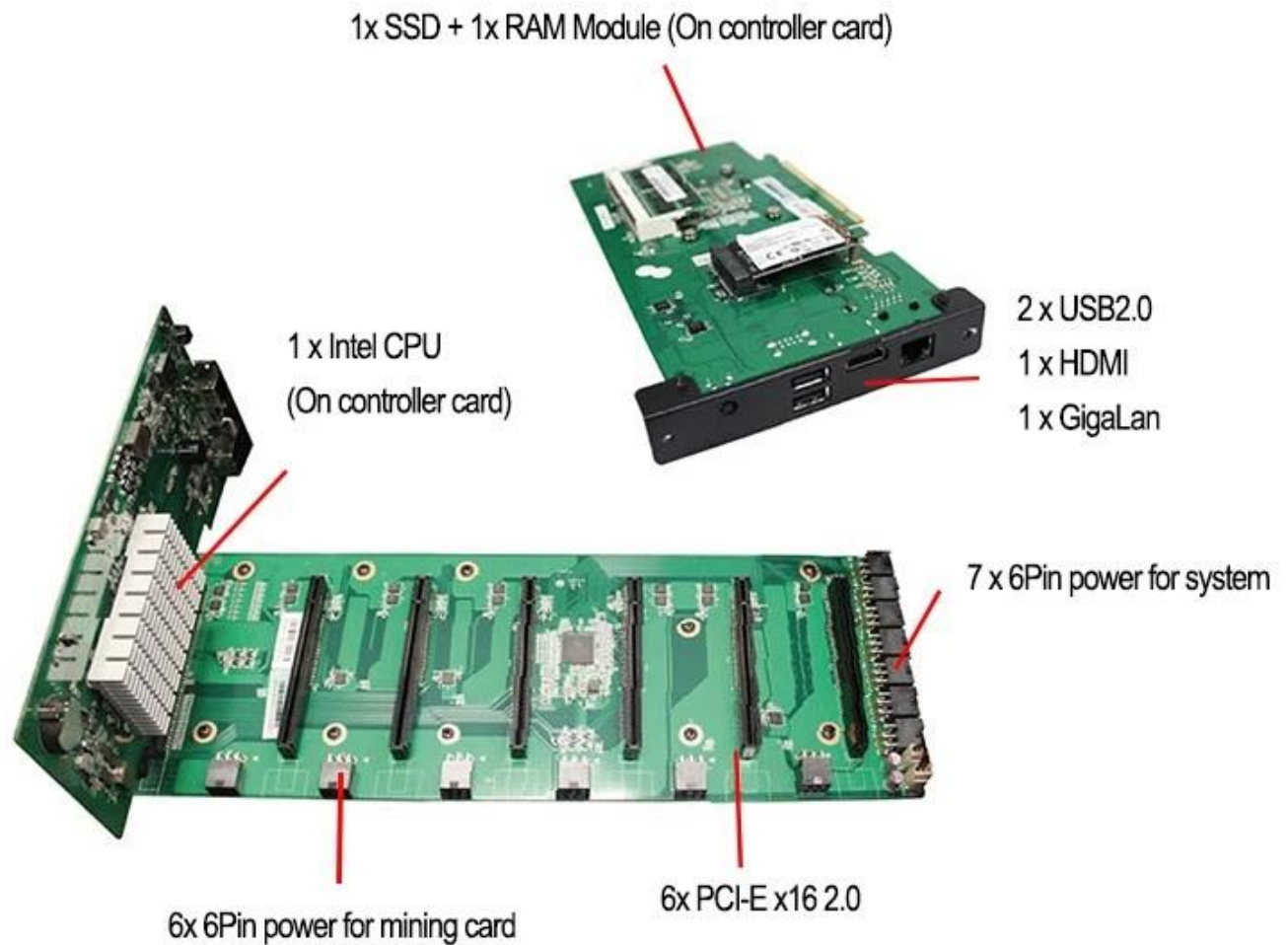
Motherboard Layout Illustration



Motherboard Layout Illustration



Motherboard Layout Illustration



GPU Mining Card P106-100



- Special designed GPU and circuit board for mining purpose
- Maximized GPU and memory clocks setting
- Distinctive mining performance on ZEC (~2500Sol/s) & XMR (~4400H/s) Large heatsink for heat dissipation
- Low power consumption compared with other market solutions
- Balanced performance and power to maximize mining return

Parameter

CPU: Intel® Apollo®

(Option Mobile Processor series)

Memory: 1 x 4GB DDR3 DRAM

Storage: 1 x 64GB mSATA SSD

Display Output : 1 x HDMI

Ethernet: 1 x Giga LAN

USB Slot : 2 x USB2.0

OS: Windows 10 64Bit (Optional)



Comparison with DIY machine

	GPU Mining System P106-100	DIY machine
Hash Rate	High computing power, 8 x P106-100	Low computing power, 6 x RX470
Power Consumption	Energy saving. Adopt low power mobile CPU and low power design GPU with low TDP	Energy wasted. Regular desktop CPU and regular design GPU with high TDP
Cooling System	5*inflow + 5*outflow high power system fans with excellent air ventilation design. Easy for maintenese	Individual GPU cooler, higher power requirement, trouble handling for cooler failure and lose computing power
Management	With sturdy enclosure, dust control and air ventilation maximized	Open system, dusty and trouble to clean, dispersed ventilation

System Overview

